

Scaled data based on original data using
LM-79-08 Approved Method: Electrical and Photometric Measurements of Solid-
State Lighting Products

Test Report Prepared for
Cooper Lighting Solutions
(formerly Eaton)

Brand: McGRAW-EDISON

Report Number: P543176

Luminaire Tested: **TT-D8-750-U-RW-PM**

Issue Date: 6/22/2021

Test Information

Test Method: LM-79-08
Report Number: P543176
TEST IS SCALED FROM IESNA LM-79-08 TEST DATA (G3-2106-277-3)
Test Lab: INNOVATION CENTER
Issue Date: 6/22/2021
Manufacturer: COOPER LIGHTING SOLUTIONS (FORMERLY EATON)
Product Line: McGRAW-EDISON
Catalog Number: TT-D8-750-U-RW-PM
Description: TOPTIER LED SITE LUMINAIRE
5000K, 70 CRI LEDS AND RECTANGULAR DISTRIBUTION
Light Source: -
Ballast/Driver: ELECTRONIC DRIVER

Summary

Lumens per Lamp: N/A
Luminaire Lumens: 16536.9 lumens
Efficiency: N/A
Efficacy: 108.4 lumens/watt
Luminous Opening: Circular (Dia: 1.12' x H: 0')
IES Classification: Type II - Short
BUG Rating: B4 - U0 - G4

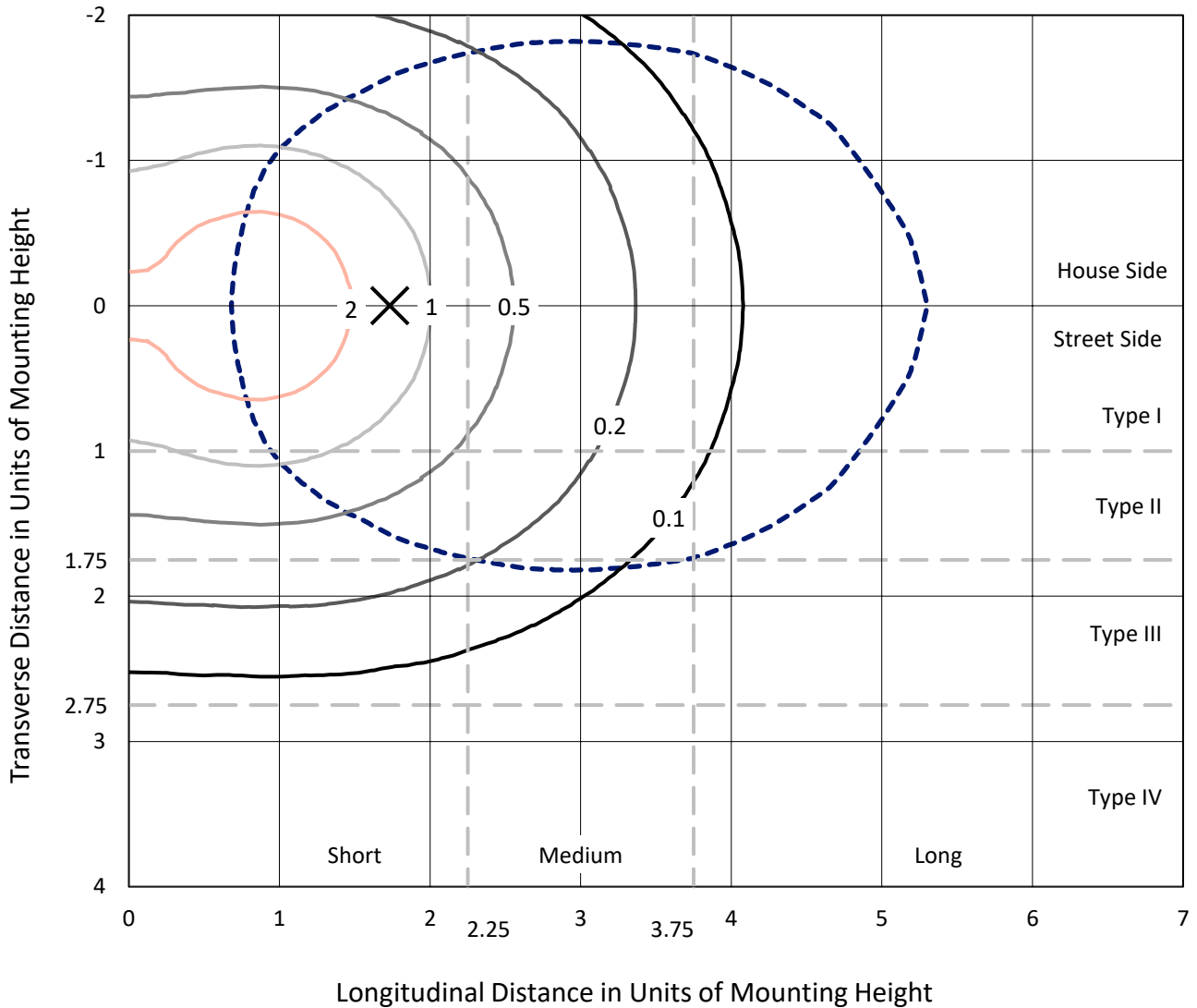
Input Watts (W): 152.6
Input Voltage (V): NR
Input Current (Ain): NR
Voltage Rise (V): NR
Power Factor: NR
Total Harmonic Distortion (THDi): NR
Frequency (hertz): 60
Stabilization Time: NR
Operation Time: NR
Ambient Temperature (°C): NR
Test Distance: 28.75 FT



REPORT NUMBER: P543176
 CATALOG NUMBER: TT-D8-750-U-RW-PM

Iso-Footcandle Lines of Horizontal Illumination

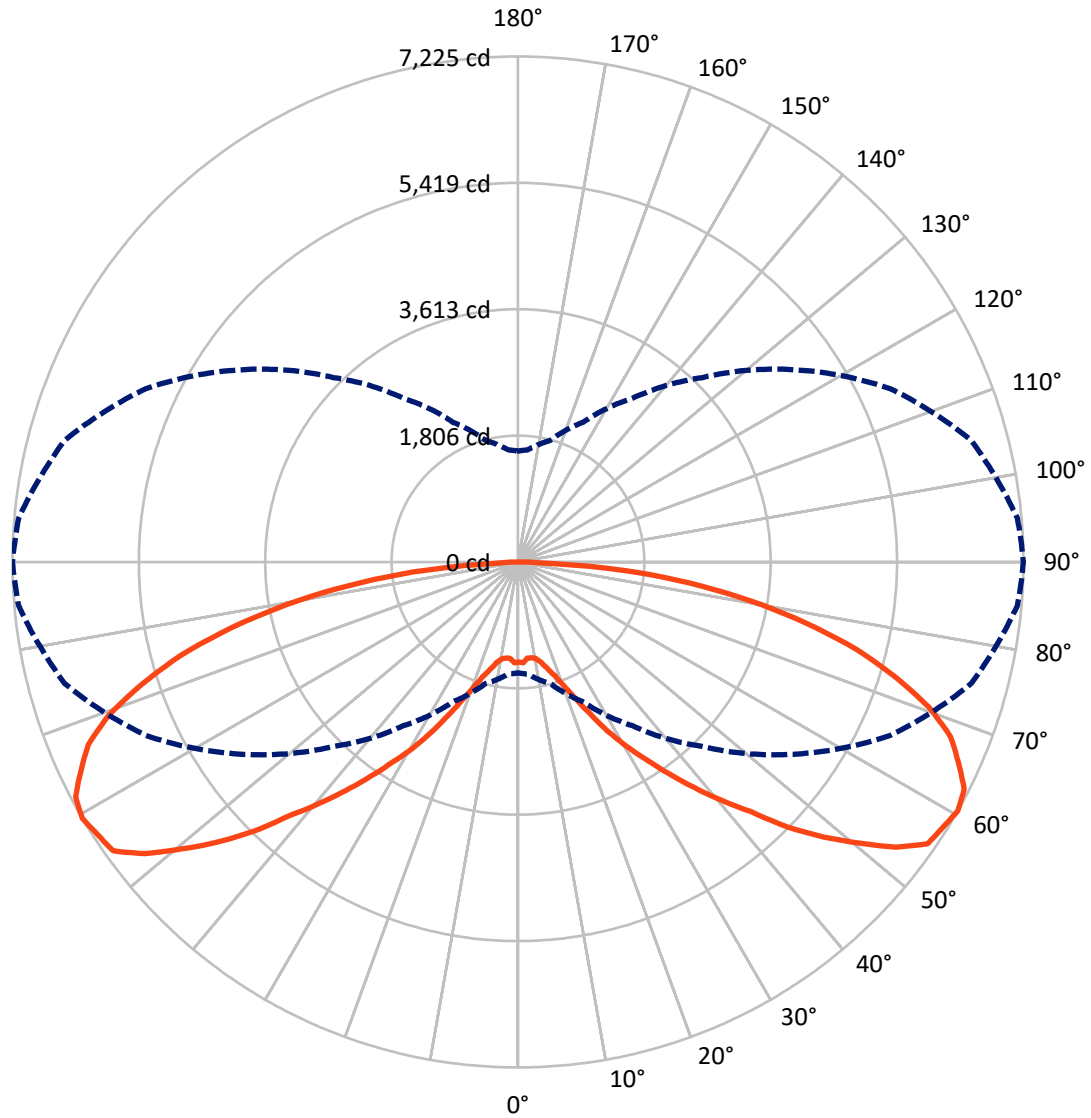
✕ Max cd
 - - - 1/2 Max cd



Based on 25 foot mounting height. Maximum calculated value = 3.3 fc
 Type II - Short - N/A

REPORT NUMBER: P543176
CATALOG NUMBER: TT-D8-750-U-RW-PM

Luminous Intensity Polar Plot



— Vertical Plane Through 90-Deg Lateral - - - Horizontal Cone Through 60-Deg Vertical

REPORT NUMBER: P543176
 CATALOG NUMBER: TT-D8-750-U-RW-PM

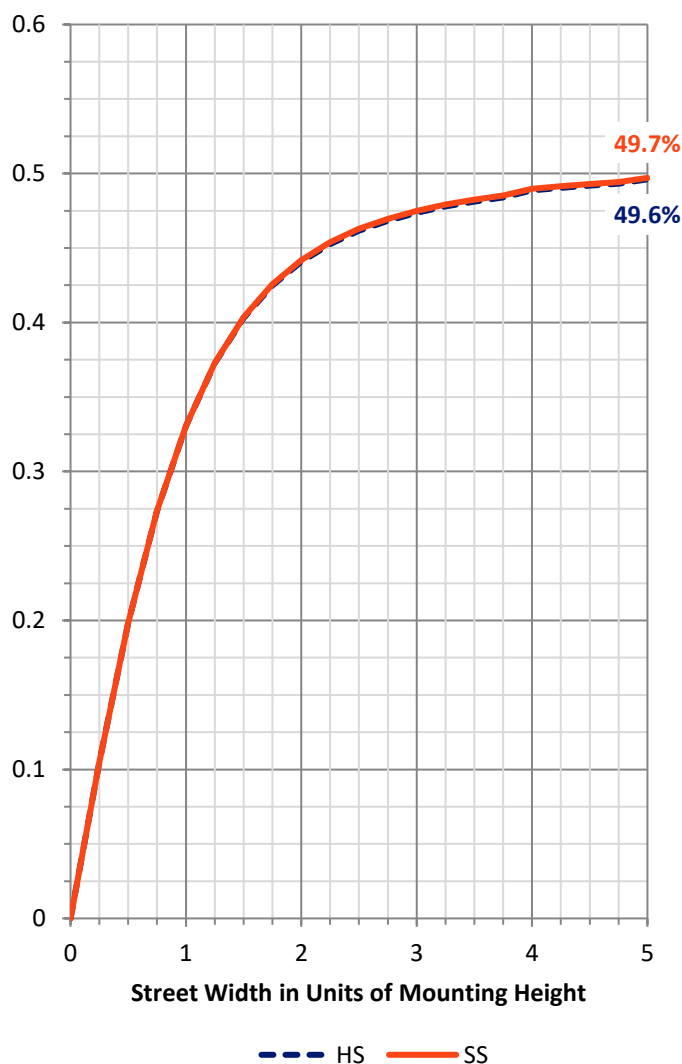
FLUX DISTRIBUTION:

		Downward	Upward	Total
House Side	Lumens	8268.5	0.0	8268.5
	% Fixture	50.0	0.0	50.0
Street Side	Lumens	8268.5	0.0	8268.5
	% Fixture	50.0	0.0	50.0
Total	Lumens	16536.9	0.0	16536.9
	% Fixture	100.0	0.0	100.0

ZONAL LUMENS:

Zone	Lumens	% Fixture
0°-10°	133.1	0.8
10°-20°	420.2	2.5
20°-30°	876.1	5.3
30°-40°	1601.8	9.7
40°-50°	2603.6	15.7
50°-60°	3616.4	21.9
60°-70°	3770.1	22.8
70°-80°	2738.2	16.6
80°-90°	777.3	4.7
90°-100°	0.0	0.0
100°-110°	0.0	0.0
110°-120°	0.0	0.0
120°-130°	0.0	0.0
130°-140°	0.0	0.0
140°-150°	0.0	0.0
150°-160°	0.0	0.0
160°-170°	0.0	0.0
170°-180°	0.0	0.0
0°-90°	16536.9	100.0
0°-180°	16536.9	100.0

Coefficient of Utilization



REPORT NUMBER: P543176

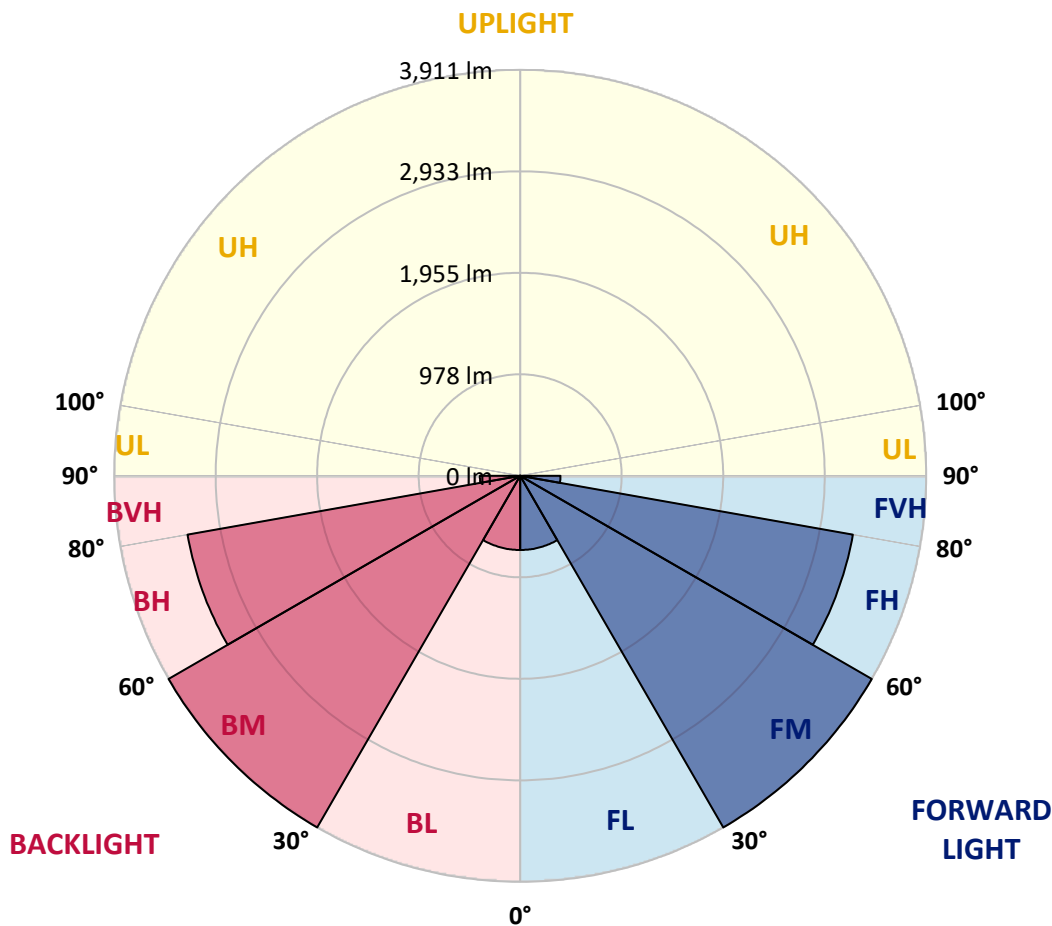
CATALOG NUMBER: TT-D8-750-U-RW-PM

LUMINAIRE CLASSIFICATION SYSTEM LUMEN TABLE AND BUG RATING:

Zone	Lumens	% Fixture	Zone Rating/Lumen Limit		
			B	U	G
FL (0°-30°)	714.7	4.3			
FM (30°-60°)	3910.9	23.6			
FH (60°-80°)	3254.2	19.7			G2/5000
FVH (80°-90°)	388.7	2.4			G3/500
BL (0°-30°)	714.7	4.3	B2/1000		
BM (30°-60°)	3910.9	23.6	B3/5000		
BH (60°-80°)	3254.2	19.7	B4/5000		G4/5000
BVH (80°-90°)	388.7	2.4			G3/500
UL (90°-100°)	0.0	0.0		U0/0	
UH (100°-180°)	0.0	0.0		U0/0	

BUG Rating: B4-U0-G4

Type II Short





REPORT NUMBER: P543176
 CATALOG NUMBER: TT-D8-750-U-RW-PM

CANDELA DISTRIBUTION (FULL):

	0°	5°	15°	25°	35°	45°	55°	65°	75°	85°	90°
0°	1430	1430	1430	1430	1430	1430	1430	1430	1430	1430	1430
2.5°	1431	1431	1431	1431	1433	1435	1439	1440	1442	1442	1442
5°	1415	1415	1412	1407	1402	1399	1397	1392	1387	1383	1382
7.5°	1393	1393	1388	1383	1378	1376	1376	1379	1381	1382	1382
10°	1376	1376	1373	1372	1375	1376	1380	1388	1397	1401	1402
12.5°	1363	1363	1367	1372	1386	1402	1423	1441	1463	1472	1471
15°	1353	1353	1363	1384	1414	1447	1489	1528	1560	1575	1584
17.5°	1347	1349	1367	1404	1455	1512	1571	1635	1688	1712	1711
20°	1343	1347	1376	1433	1508	1595	1690	1785	1852	1889	1895
22.5°	1356	1360	1398	1472	1577	1710	1846	1963	2072	2126	2130
25°	1369	1376	1428	1526	1662	1833	2014	2189	2319	2402	2409
27.5°	1393	1400	1459	1582	1764	1985	2227	2441	2616	2727	2740
30°	1417	1424	1496	1642	1867	2132	2427	2696	2912	3026	3059
32.5°	1441	1451	1536	1714	1983	2300	2652	2962	3218	3361	3367
35°	1473	1486	1584	1791	2094	2470	2867	3245	3528	3709	3716
37.5°	1502	1513	1632	1865	2219	2642	3104	3522	3890	4047	4089
40°	1536	1557	1680	1943	2331	2808	3341	3834	4218	4449	4478
42.5°	1576	1590	1729	2019	2453	2988	3593	4158	4610	4850	4875
45°	1620	1635	1792	2104	2589	3208	3888	4543	5078	5365	5403
47.5°	1656	1674	1835	2189	2715	3381	4162	4949	5520	5848	5873
50°	1670	1704	1875	2243	2804	3548	4410	5254	5923	6293	6316
52.5°	1695	1710	1902	2286	2907	3694	4663	5576	6313	6712	6771
55°	1684	1699	1886	2302	2930	3770	4784	5810	6573	7001	7109
57.5°	1640	1671	1858	2262	2923	3782	4845	5871	6687	7174	7160
60°	1585	1609	1801	2205	2857	3727	4793	5867	6709	7166	7225
62.5°	1508	1534	1721	2099	2784	3643	4755	5755	6650	7074	7159
65°	1409	1435	1615	2010	2596	3452	4521	5660	6485	6896	6921
67.5°	1295	1307	1485	1836	2457	3276	4323	5316	6105	6572	6671
70°	1157	1185	1335	1673	2218	2974	3970	4952	5773	6159	6241
72.5°	1003	1032	1167	1467	1965	2674	3578	4535	5255	5646	5653
75°	839	859	977	1236	1663	2303	3108	3934	4596	4968	5005
77.5°	668	686	774	994	1352	1897	2573	3335	3864	4171	4221
80°	484	500	570	735	1030	1464	2030	2604	3052	3318	3378
82.5°	312	315	367	483	677	984	1422	1876	2205	2419	2465
85°	151	151	178	237	334	536	810	1131	1340	1486	1513
87.5°	38	39	41	42	49	59	93	189	287	316	276
90°	0	0	0	0	0	0	0	0	0	0	0

(END OF REPORT)